

STAIRWAY TO HEAVEN

Words and Music by
JIMMY PAGE and ROBERT PLANT

*Slow ♩ = 72

Intro:

Am E-/G# C/G D/F# Fmaj7 G/B Am

Acous. Gtr.

w/fingers
mp
hold throughout

T 5 5 7 5 7 0 5 0 2 3 2 0 1 2 1 0 1 2 0 1 1
A 7 5 6 5 5 5 5 4 2 3 2 1 2 1 2 0 2 2
B 7 6 5 4 2 3 2 1 2 2 0 0 0 0 7

*grad. accel. between tempos throughout song

Am E-/G# C/G D/F# Fmaj7 G/B Am

5

T 5 7 5 7 0 5 0 2 3 2 0 1 2 1 0 1 2 0 1 1
A 7 5 6 5 5 5 5 4 2 3 2 1 2 1 2 0 2 2
B 0 7 6 5 5 5 5 4 2 3 2 1 2 2 0 0 0 2

C D Fmaj7 Am C G D

9

T 0 2 3 2 0 1 0 0 1 1 3 3 3 2 2 2
A 2 0 0 2 3 2 0 1 2 1 3 0 0 3 3 3
B 3 2 0 0 3 3 0 0 2 3 2 0 0 0 2 2 0 2

13

C D Fmaj7 Am C D Fmaj7

There's a

T 1 2 3 2 0 1 0 (1) 1 2 3 2 0 0 0
 A 2 0 0 3 3 2 0 2 0 0 2 1 2 2
 B 3 2 0 0 3 0 0 2 3 2 0 0 3 3 3

Verse 1: (0:54)

Am E+/G# C/G D/F# Fmaj7

17

la - dy who's sure... all that glit - ters... is gold... and she's buy - ing... a stair-way to

T 5 5 7 5 7 8 5 8 2 3 2 0 1 2 1 0 1 2
 A 7 5 6 5 5 5 5 4 2 3 2 3 2 1 2
 B 7 5 6 5 5 5 4 2 3 2 3 2 1 2

G/B Am E+/G# C/G D/F#

20

heav - en. When she gets there she knows... if the stores are all closed... with a

T 0 1 1 5 5 7 5 7 8 5 8 2 3 2 2
 A 0 2 2 7 5 6 5 5 5 5 4 2 3 2 2
 B 2 0 0 7 5 6 5 5 5 4 2 3 2 2

Fmaj7



G/BAm



C



D



Fmaj7



Am



23

word she can get what she came for. Ooo. ooo. ooo. and she's

T 0 1 2 1 0 1 2 0 1 1 2 0 1 2 2 0 1 2 3 2 2 0 1 0 1 2

A 3 2 1 2 0 2 2 2 0 2 0 2 3 2 0 0 2 3 2 0 0 2

B 2 0 0 0 2 3 0 0 0 0 3 0 0 0 2

C



G



D



C



D



27

buy - ing a stair - way_ to heav - en. There's a sign on the wall,_ but she

T 1 0 1 3 0 3 3 2 2 2 0 2 3 2 0 3 2

A 3 2 0 0 0 0 0 0 0 0 0 0 0 0 0 0 0

B 3 2 3 0 2 3 2 0 0 0 2 3 2 0 0 2

Fmaj7



Am



C



D



Fmaj7



30

wants to be sure,_ 'cause you know some - times words have_ two mean - ings_ In a

T 0 1 2 1 0 1 1 0 1 2 3 2 0 0 0 1 1 1

A 3 2 1 2 0 2 2 0 2 0 2 2 2 2 2 2 2 2

B 3 2 3 0 2 3 0 0 0 0 3 3 3 3 3 3 3 3

Am *5fr* E+/G# *5fr* C/G *5fr* D/F#

33

tree by the brook, there's a song - bird who sings, some - times

T 5 5 5 7 5 7 8 5 0 2 3 2

A 7 5 5 6 5 5 5 5 4 3 2

B 7 5 5 6 5 5 5 5 4 3 2

Fmaj7 G/B Am

35

all of our thoughts are mis - giv - en.

T 0 1 2 1 0 1 2 0 1 1 0 7

A 3 2 1 2 0 2 2 0 2 2 0 0

B 3 2 1 2 2 0 0 0 0 0 7

Interlude: (2:01)

Am *5fr* E+/G# *5fr* C/G *5fr* D/F#

37

T 5 7 5 5 7 5 5 0 5 5 2 3 2 3 2 4

A 7 5 6 5 5 5 5 5 5 (5) 4 2 3 2 4

B 0 7 6 5 5 5 5 5 5 4 2 3 2 4

Fmaj7  **G/B**  **Am**  **G/B**  **Acous. Gtr. & Elec. 12-string Gtr.**






39 *mf*
w/pick




TAB: 3 2 1 0 1 2 2 1 0 1 2 3 | 0 1 1 3 0 2 2 0 0 2

Faster ♩ = 78

(2:15)


Am7  **Dsus²₄**  **D**  **Am7**  **Em/D** 

41 Ooh, _____ it makes me won - der.









Rhy. Fig. 1


hold throughout



TAB: 3 3 3 3 3 0 0 | 2 2 2 2 2 0 | 3 3 3 3 3 0 7 | 1 1 1 1 1 1 0 | 0 0 0 0 0 0 0 | 2 2 2 2 2 2 0 | 0 0 0 0 0 0 0







D  **C/D**  **D**  **Am7**  **Dsus²₄**  **D** 

44 Ooh, _____ makes me won - der.



TAB: x x 5 x 3 x 5 | 3 3 3 3 3 0 | 2 2 2 2 2 0 | x x 7 x 5 x 7 | x x 0 x 0 x 0 | 0 0 0 0 0 0 | 2 2 2 2 2 2 0 | 0 0 0 0 0 0 0


Verses 2 & 3: (2:40), (3:30)






Am7  Em/D  D  C/D  D  C  G/B 

47

2. There's a feel - ing I get when I
(3.) whis - pered that soon, if we


end Rhy. Fig. 1 Rhy. Fig. 1









Am  C  G/B  Fmaj7  Am 

50

look to the west_ and my spir - it is cry - ing for leav - ing. In my
all call the tune,_ then the pip - er will lead us to rea - son. And a




C  G/B  Am  C  G/B  Fmaj7 

53

thoughts I have seen_ rings of smoke through the trees_ and the voic - es of those who stand look -
new day will dawn,_ for those who stand long,_ and the for - ests will ech - o with laugh -

end Rhy. Fig. 2



56

Am C G/B

ing.
ter.

Rhy. Fig. 3

Acous. Gtr.

Elec. 12-string Gtr.
divisi

T 0 1 0 1 0 3
A 2 2 0 0 0 0
B 0 0 2 3 2 2

1.

w/Rhy. Fig. 1 (Acous. Gtr. & Elec. 12-string Gtr.) simile (3:07)

58

Am7 Dsus² D Am7 Em/D D C/D D

2 14 3 132 2 14 7fr. 5fr. 3fr. 5fr.

Ooh, _____ it makes me won - der.

Elec. 12-string Gtr. end Rhy. Fig. 3

T
A
B 0

62

Am7 Dsus² D Am7 Em/D D C/D D

2 14 3 2 14 7fr. 5fr. 3fr. 5fr.

Ooh, _____ it real-ly makes me won - der.

3. And it's

12.

w/Rhy. Fig. 1 (Acous. Gtr. & Elec. 12-string Gtr.) simile
(3:57)

66

Am7 Dsus² D Am7 Em/D D C/D D

70

Am7 Dsus² D Am7 Em/D D C/D D

Oh...

Faster ♩ = 88

Verses 4 & 5: (4:20), (5:08)

w/Rhy. Fig. 2 (Acous. Gtr. & Elec. 12-string Gtr.) simile

74

C G/B Am

4. If there's a bus - tle in your hedge - row, don't be a - larmed.. now,
5. Your head is hum - ming and it won't go, in case you don't know,

76

C G/B Fmaj7 Am C G/B

it's just a spring clean for the May Queen. Yes, there are two paths you can
the pip - er's call - ing you to join him. Dear la - dy, can you hear the

79

Am C G/B Fmaj7

go by, but in the long run, there's still time to change the road
wind blow, and did you know, your stair - way lies on the whis -

1.

w/Rhy. Fig. 3 (Acous. Gtr. & Elec. 6 & 12-string Gtrs.)

81

Am C G/B

you're on. _____

(4:46)

w/Rhy. Fig. 1 (Acous. Gtr. & Elec. 6 & 12-string Gtrs.) simile

83

Am7 Dsus² D Am7 Em/D D C/D D

And it makes me won - der.

87

Am7 Dsus² D Am7 Em/D D C/D D

Ah. _____

2.

91

Am C G/B

p'ring wind. _____ Oh. _____

Acous. Gtr. & Elec. 12-string Gtr.

TAB

0 1 2 0 2 3 2 0 1 0 0 0 0 0

Faster ♩ = 98
Interlude: (5:35)

D*(C/D)
Dsus
D
C(9)

93

TAB

*12-string substitutes C/D chord.

C(9(#11))
C(9)
C(9(#11))
C(9)
Dsus

96

TAB

D
C(9)
C(9(#11))
C(9)
G/B

99

TAB

Guitar Solo: (5:56)



Rhy. Fig. 4

Elec. 6 & 12-string Gtrs.

end Rhy. Fig. 4

Elec. 6-string Gtr. (w/dist.)

102

f

w/Rhy. Fig. 4 (Elec. 6 & 12-string Gtrs.) 9 times



Elec. 6-string Gtr.

104



1/4

106



108

8^{va}

TAB 10 12 10 10 12 10 12 10 12 14 12 14 12 14 13 15 (15) 13 15 13 13 15 15 13 15 13 14



110

8^{va}

TAB 13 15 (15) 13 14 13 15 (15) 13 14 13 15 (15) 13 14 13 15 (15) 13 14 13 15 (15) 13 14 13 15 (15) 13 14 13 15 (15) 13 14



112

8^{va}

hold bend --

TAB 13 15 (15) 13 14 13 15 (15) 13 14 13 15 (15) 13 14 13 15 (15) 13 14 13 15 (15) 13 14 13 15 (15) 13 14 13 15 (15) 13 14 13 15 (15) 13 14

Am C/G Fmaj7

114 ^{8^{va}}

hold bend

TAB: 15 13 14 | 19 20 17 20 19 19 17 19 17 19 17

Elec. 6-string Gtr. (w/dist.)

Fill 1

end Fill 1

w/slide

TAB: 13 12 | 13 10

w/Fill 1 (Elec. 6-string Gtr.) 3 times

Am C/G Fmaj7 Am C/G Fmaj7

116

P.M. grad. bend

TAB: 19 | 14 14 14 12 14 12 | 9 9 9 9 8 7 5 7 5

Am C/G Fmaj7

120 ^{8^{va}}

TAB: 7 5 7 5 7 | 17 20 17 17 20 17 17 20 17 17 20 17 17 20 17 20

Faster ♩ = 102

Outro: (6:45)



122




And as we wind_ on down the road, _

Elec. 6 & *12-string Gtrs.

Rhy. Fig. 5

end Rhy. Fig. 5



*12-string plays chord voicings in frames.

w/Rhy. Fig. 5 (Elec. 6 & 12-string Gtrs.) 6 times



124



out shad-ows tall - er than our soul. _____ There walks a la - dy we all know _____



128



who shines white light and wants to show _____


Elec. 6-string Gtr. (w/dist.)

Rhy. Fig. 5A

end Rhy. Fig. 5A




mf




w/Rhy. Fig. 5A (Elec. 6-string Gtr.) 3 times

Am 5fr. G 3fr. F G 3fr. Am 5fr. G 3fr.




130
how ev - 'ry - thing. still turns to gold. And if you lis - ten ver - y hard.

F G 3fr. Am 5fr. G 3fr. F G 3fr.




133
the tune will come to you at last.

Am 5fr. G 3fr. Fmaj7



136
When all are one and one is all, yeah.


Elec. 6 & 12-string Gtrs. Rhy. Fig. 6 end Rhy. Fig. 6



TAB
7 7 x x x x 9 9 x 9 9 9 9 9 9 9 9

Elec. 6-string Gtr. Rhy. Fig. 6A end Rhy. Fig. 6A


mf



TAB
0 0 x x x x 3 3 3 1 0 0 0 0 0 0 0 0






w/Rhy. Figs. 6 (Elec. 6 & 12-string Gtr.) & 6A (Elec. 6-string Gtr.)

Am 5fr. G 3fr. Fmaj7



138
to be a rock and not to roll.

w/Rhy. Fig. 4 (Elec. 6 & 12-string Gtrs.) 3 1/2 times

Am  C/G  Fmaj7  Am  C/G 

140










Elec. 6-string Gtr.

TAB

10 10 10 10 13 10 12 10 12 10 3 5 5 7 8 10 12


rit.

Fmaj7  Am  C/G  Fmaj7  Am  C/G 




TAB

13 12 7 13 12 13 12 13 15 15 17 13 12 15 17

Fmaj7  N.C.

147

And she's buy - ing a stair - way to heav - en.



Elec. 6-string Gtr.

TAB

13 15

Elec. 6 & 12-string Gtrs.

TAB

0 1 2 3 3